

# Achieving Full Sum DoF in the SISO Interference Channel with Feedback Delay

Yohan Lejosne, Dirk Slock, *Fellow, IEEE*, and Yi Yuan-Wu, *Member, IEEE*

**Abstract**—Channel state information at the transmitter (CSIT) is of utmost importance to manage interference in multi-user wireless networks, in which transmission rates at high SNR are characterized by (sum) Degrees of Freedom (DoF). Ingenious techniques have been proposed to deal with delayed CSIT, notably a scheme by Maddah-Ali and Tse providing significant DoF with outdated CSIT. However, with most techniques, any delay in the CSIT feedback still results in a DoF loss. A notable exception is the work by Lee and Heath, allowing to preserve the optimal DoF in the underdetermined MISO BC and IC, but for feedback delays  $T_{fb}$  decreasing with the number of users  $K$ , up to a fraction  $\frac{1}{K}$  of the channel coherence time  $T_c$ . In this work, an ergodic interference alignment scheme that preserves the  $K/2$  sum DoF of the  $K$ -user IC is proposed for  $T_{fb} \leq T_c/2$ . It is also proven that  $T_{fb} = T_c/2$  is the longest for which the optimal  $K/2$  DoF can still be obtained for all  $K$ .

**Index Terms**—SISO IC, delayed CSIT, interference alignment

## I. INTRODUCTION

Interference is a major limitation in wireless networks and the search for efficient ways of transmitting in this context has been productive and diversified [1]–[3]. If numerous techniques allow the increase of the degrees of freedom (DoF), most of them rely on accurate and timely channel state information at the transmitter (CSIT) and at the receiver (CSIR). Especially CSIT is problematic since it requires feedback which inevitably causes a delay, that may be substantial. It came as a surprise that with totally outdated CSIT, the MAT scheme [4] is still able to produce significant DoF gains in the  $K$ -user MISO broadcast channel (BC). Using a sophisticated variation of the MAT scheme, [5] and [6] independently proposed improved schemes for the the 2-user MISO BC with time-correlated channels. This result was extended to the 2-user MISO interference channel (IC) in [7].

Even with such promising results, it was still generally believed that any delay in the feedback necessarily causes a DoF loss. However, Lee and Heath, in [8], proposed a scheme that achieves  $N_t$  (sum) DoF in the block fading underdetermined MISO BC with  $N_t$  transmit antennas and

$K = N_t + 1$  users if the feedback delay is small enough ( $T_{fb} \leq T_c/K$ ). This scheme is also valid in the MISO IC with  $N_t$  antennas per transmitter and  $K = N_t + 1$  transmitter-receiver pairs [9].

This possibility of achieving the full sum DoF of the MISO BC and IC with small feedback delays comes at the expense of a slight increase of the feedback overhead [10]. It was then demonstrated in [11] that the minimum fraction of time of perfect current CSIT required per user in order to achieve the optimal DoF of  $\min(N_t, K)$  is given by  $\min(N_t, K)/K$ . Therefore, the lack of timeliness of CSIT can be compensated by having the CSIT of more users. Indeed, the achievability result in [11] relies on always having perfect current CSIT of  $N_t$  users at any time but not always of the same  $N_t$  users. In a classic block fading model, this would require an increase of the feedback overhead. In [12], the feedback versus performance trade-off is characterized extensively. For the square case, i.e., when  $K = N_t$ , the authors confirm that with a block fading model any feedback delay causes a DoF loss and that the basic combination of using MAT, when only delayed CSIT is available, and performing zero-forcing (ZF), when current CSIT is available, is optimal in terms of DoF, as was mentioned in [13].

Block fading and stationary bandlimited fading models are shown to be both special cases of the more general finite rate of innovation (FROI) model in [14]. Furthermore, the authors demonstrate that, with adequate training and foresighted feedback, the CSI can be acquired at any time and be valid for the coherence time of the channel  $T_c$ . Thereby allowing for the permanent availability of CSIT and for the possibility of performing ZF without any dead time, at the cost of an increased rate of training and feedback.

For the 3-user SISO IC, [15] introduces *retrospective interference alignment* (IA) and reaches a DoF greater than one with outdated CSIT. Then, in [16], a general scheme for the  $K$ -user SISO IC with outdated CSIT was shown to reach a sum DoF that is greater than one and increases with  $K$ . However, these DoF are upper bounded by  $\frac{4}{6 \ln 2 - 1} \approx 1.266$ . In [17], a scheme based on ergodic interference alignment is shown to yield a DoF that increases with  $K$  and approaches 2 in the  $K$ -user SISO IC with outdated CSIT. There is no proof of optimality of these DoF, but it is conjectured that the DoF of the SISO IC with completely outdated CSIT is upper bounded by a constant in [16]. This is in sharp contrast with the optimal sum DoF of  $\frac{K}{2}$  in the SISO IC with current CSIT [3].

We shall here demonstrate that the optimal sum DoF of the  $K$ -user SISO IC is still  $\frac{K}{2}$  for feedback delay  $T_{fb} \leq T_c/2$  and propose a scheme which achieves this optimal sum DoF.

This work was partially supported by EURECOM's industrial members: BMW Group, iABG, Monaco Telecom, Orange, SAP, SFR, ST Microelectronics, Swisscom, Symantec, and by the EU FP7 projects NEWCOM# and ADEL. Part of this work has been performed in the framework of the FP7 project ICT-317669 METIS, which is partly funded by the European Union.

Y. Lejosne and Y. Yuan are with Orange Labs, 92130 Issy-les-Moulineaux, France (e-mail: {yohan.lejosne, yi.yuan}@orange.com).

D. Slock is with the Mobile Communications department of Eurecom, 06410 Biot Sophia Antipolis, France (e-mail: slock@eurecom.fr).

Moreover, this feedback delay supported here will be proven to be the longest for which the optimal  $K/2$  DoF can still be obtained for all  $K$ .

The approach is based on a variation of the *ergodic interference alignment* scheme proposed in [18], where the authors show that not only  $\frac{K}{2}$  DoF are attainable but also that each user can get half of its interference-free rate at any signal to noise ratio (SNR). Our variation will conserve this property.

## II. SYSTEM MODEL

We consider a  $K$ -user SISO IC, i.e., there are  $K$  transmitter-receiver pairs, all equipped with a single antenna. Let  $\mathbf{H}[t] = [h_{ji}(t)] \in \mathbb{C}^{K \times K}$  denote the channel matrix at time  $t$  where  $h_{ji}(t)$  is the frequency flat time-varying channel coefficient between transmitter  $i$  and receiver  $j$ . We assume a block fading model, the channel coefficients are constant over blocks of length  $T_c$  and change independently between blocks. Furthermore, channel coefficients are drawn from a continuous distribution, their phases are uniformly distributed and are independent from their magnitude. It is assumed that, due to feedback delay, the transceivers possess the CSI only after a delay of  $T_{fb}$  channel uses.

The channel output observed at receiver  $j \in [1, K]$  is a noisy linear combination of the inputs

$$Y_j[t] = \sum_{i=1}^K h_{ji}[t]X_i[t] + Z_j[t] \quad (1)$$

where  $X_i[t]$  is the transmitted symbol of transmitter  $i$ ,  $Z_j[t]$  is the additive white Gaussian noise at receiver  $j$ .

The performance metric is the sum DoF, it is the prelog of the sum rate. Let  $R_j(P)$  denote the achievable rate for user  $j$  with transmit power  $P$ , then the achievable DoF for user  $j$  is

$$d_j = \lim_{P \rightarrow \infty} \frac{R_j(P)}{\log_2(P)}$$

and the sum DoF is  $\text{DoF}(K) = \sum_{j=1}^K d_j$ .

Our starting point is the work on ergodic IA [18]; we use a similar system and channel model. Most of the remarks and improvements made to the original scheme could be applied also to our delayed CSIT version. For instance, the channel coefficient distribution does not need to be symmetric [19], the sum of channel matrices below can be relaxed to be an arbitrary diagonal matrix and not only the identity matrix [19], and simple strategies can be deployed to reduce latency [20].

## III. MAIN RESULT

Our main result is the following theorem assessing the resilience of the IC sum DoF against the lack of timeliness of the CSIT.

*Theorem 1:* In the  $K$ -user SISO IC, as long as feedback delay  $T_{fb} \leq \frac{T_c}{2}$ ,

$$\text{DoF}(K) = \frac{K}{2}. \quad (2)$$

To prove achievability, in section III-B, we introduce a variant of the ergodic IA scheme [18] that works in the block fading IC and does not require any CSIT before the second half of each block. The converse is trivial since  $\frac{K}{2}$  is the DoF of the  $K$ -user SISO IC with instantaneous CSIT.

### A. Ergodic IA [18]

The main idea behind ergodic IA is to transmit the data a first time during channel realization  $\mathbf{H}[t_1]$ , then to wait for the complementary channel realization  $\mathbf{H}[t_2]$  such that  $\mathbf{H}[t_1] + \mathbf{H}[t_2] = I$ , the  $K \times K$  identity matrix. We shall denote this relation by  $\mathbf{H}[t_2] = \overline{\mathbf{H}[t_1]}$ . It allows each receiver to cancel all interference by simply adding the signals received at times  $t_1$  and  $t_2$ .

$\mathbf{H}[t_2] = \overline{\mathbf{H}[t_1]}$  will never happen when channel coefficients are drawn from a continuous distribution. However, it is still possible to match up channel matrices to an approximation error small enough to allow decoding [18]. This can be done through appropriately precise quantization. The authors of [18] prove that, by considering sequences of channel realizations that are long enough, it is possible to be sure, with a sufficient probability, that it will be possible to match up enough channel realizations to yield  $\text{DoF}_{\text{ErgoIA}}$  that approaches  $\frac{K}{2}$ .

[18] assumes  $T_c = 1$  and  $T_{fb} = 0$ , but the extension to larger  $T_c$  with  $T_{fb} = 0$  is straightforward and is illustrated in Fig. 1 for  $T_c = 2$ . We will now prove that a similar strategy can be set up for any  $T_c$  and  $T_{fb}$  such that  $T_{fb} \leq \frac{T_c}{2}$ .

### B. Ergodic IA with delayed CSIT

Assuming  $T_{fb} = \frac{T_c}{2}$ , we can divide each block in two parts of *equal* length: the beginning of the block, when there is no current CSIT and the end of the block, when current CSI is available at the transmitter. In this configuration, the original ergodic IA cannot be performed anymore, or at least not on the first part of each block. However, it is possible not to associate whole complementary blocks but only half blocks. For example, consider the case  $T_c = 2$  and  $T_{fb} = 1$ . For all  $t$ :  $\mathbf{H}[2t] = \mathbf{H}[2t+1]$  and current CSIT is only available on odd time indices. Then, if  $\mathbf{H}[2t_1] = \overline{\mathbf{H}[2t_2]}$ , and thus  $\mathbf{H}[2t_1+1] = \mathbf{H}[2t_2+1]$ , we can match the second channel use of the complementary channel realization,  $\mathbf{H}[2t_2+1]$ , with the first channel use of the first channel realization,  $\mathbf{H}[2t_1]$ , because, at time index  $2t_2+1$ , there is CSIT on both  $\mathbf{H}[2t_1]$  and  $\mathbf{H}[2t_2+1]$ . This new pairing method is illustrated in Fig. 2.

In more detail, *new* data signals are sent during the first half of each block. As explained in [18], we quantize all possible channel realizations and can take blocks of channel realizations of length  $T$  coherence blocks such that the sequence of channel realizations will be  $\gamma$ -typical with probability  $(1-\epsilon)$ . We refer to these blocks as meta-blocks here to indicate that, in our case, they are blocks of coherence blocks. This means that the number of occurrences  $\#H_i$  of any channel realization  $H_i$  in a given meta-block is bounded as follows

$$T_c T (p(H_i) - \gamma) \leq \#H_i \leq T_c T (p(H_i) + \gamma)$$

with probability  $(1-\epsilon)$ . Since the coefficients are drawn i.i.d. from a distribution with uniform phase, the probability that the complement of a channel matrix occurs in a given time frame is the same as the probability that the original matrix occurs. However, this requirement on the distribution can be relaxed [19]. We can ensure it will be possible to pair enough channel realizations between two consecutive meta-blocks to approach  $\frac{K}{2}$  DoFs in *steady state* by defining  $\gamma$  and  $\epsilon$  as in

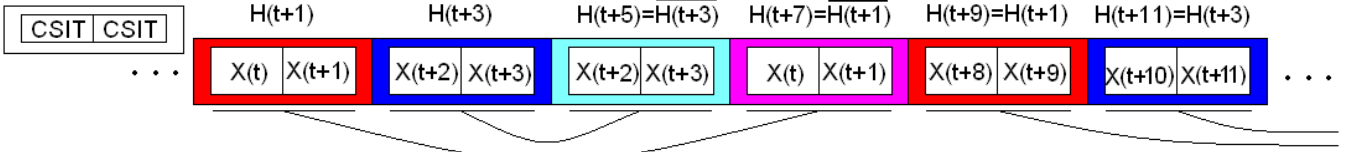
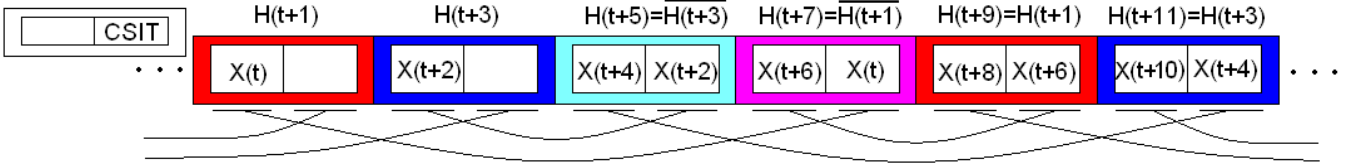
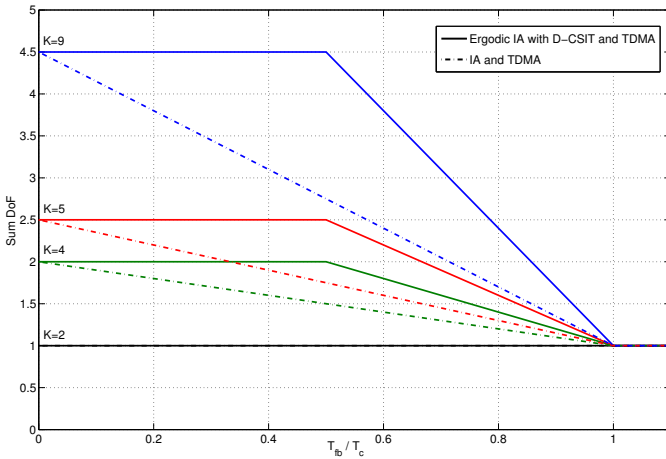
Fig. 1. Example of ergodic IA with  $T_c = 2$  and  $T_{fb} = 0$ .Fig. 2. Example of ergodic IA variant for delayed CSIT with  $T_c = 2$  and  $T_{fb} = 1$ .

Fig. 3. Feedback delay-DoF tradeoff in the SISO IC.

[18]. Indeed, we notice that the second part of each block in the first meta-block will be wasted as well as the first part of each block of the last meta-block. However, by performing this scheme over a sequence of  $N$  meta-blocks, it is possible to transmit  $(N - 1)$  information blocks with the multiplexing gain of ergodic IA, thereby reaching  $\text{DoF} = \frac{N-1}{N} \text{DoF}_{\text{ErgoIA}}$ , which approaches  $\text{DoF}_{\text{ErgoIA}}$  as  $N$  increases. It proves that  $\text{DoF}_{\text{ErgoIA}}$  can be made arbitrarily close to  $\frac{K}{2}$ , which proves the achievability in Theorem 1 for  $T_{fb} = \frac{T_c}{2}$ . The case of smaller  $T_{fb}$  is trivially settled by still dividing each block in two parts of equal length, this time a fraction of the first part will correspond to the transmitter having current CSI instead of delayed CSI. However, what can be done with delayed CSIT can also be done with current CSIT and the proposed scheme is still applicable.

#### IV. FEEDBACK DELAY-DOF TRADEOFF

##### A. Time Sharing

The variant of ergodic IA described above works for  $T_{fb} = \frac{T_c}{2}$  but also for any shorter feedback delay without any modification. The case of longer feedback delay can be dealt with by doing time sharing between the variant we propose and time division multiple access (TDMA) transmission or any technique designed for the SISO IC with completely delayed CSIT. To the best of our knowledge, in the IC, only two other

schemes deal with non trivial feedback delays that remain smaller than the channel coherence time. In [9], for  $K = 2$ , the authors also obtain the full sum DoF of the SISO IC with feedback delays up to half the channel coherence time but this could also be obtained by simple TDMA transmission. Their scheme is generalized for larger  $K$  but requires more transmit antennas  $N_t$  and preserves the optimal sum DoF of  $N_t = K - 1$  up to  $T_{fb} = \frac{T_c}{K}$ , which decreases with  $K$ . On the contrary, the scheme proposed here preserves the full sum DoF of the  $K$ -user SISO IC for  $T_{fb} \leq \frac{T_c}{2}$  for any  $K$ . In [14], the full sum DoF can be preserved at the cost of an increase of the training and feedback frequency whereas the scheme proposed here does not. In Fig. 3, we plot the sum DoF that can be achieved (solid lines) in the  $K$ -user SISO IC as a function of  $\frac{T_{fb}}{T_c}$ . The dashed lines corresponds to time sharing between IA (when current CSIT is available) and TDMA (otherwise). We observe that the proposed ergodic IA variant significantly improves the sum DoF.

##### B. Partial Optimality

The scheme described presents a partial optimality in the sense that the feedback delay of  $T_{fb} = T_c/2$  supported here is the longest for which the optimal  $K/2$  DoF can still be obtained for all  $K$ . The idea for proving this converse result is to use the DoF of the  $K$ -user MISO BC with  $K$  transmit antennas as an upper bound since splitting the transmit antennas can only decrease the capacity. In [12], the authors show that time sharing between MAT and ZF is optimal when dealing with delayed CSIT in the square MISO BC. This means that the DoF of the SISO IC with delayed CSIT, as a function of  $\frac{T_{fb}}{T_c}$ , is upperbounded by a line going from  $(0, K)$  to  $(1, \frac{K}{\sum_{k=1}^K \frac{1}{k}})$ . For large  $K$ , this results in the DoF having to be less than  $\frac{K}{2}$  at an abscissa increasingly closer to  $\frac{1}{2}$  as illustrated in Fig. 4 for  $K = 20$  and  $K = 30$ . Formally, we have the following theorem,

*Theorem 2:* If there is a scheme such that

$$\forall K, \text{DoF} = \frac{K}{2} \text{ for } T_{fb} = \alpha T_c$$

then

$$\alpha \leq \frac{1}{2}.$$

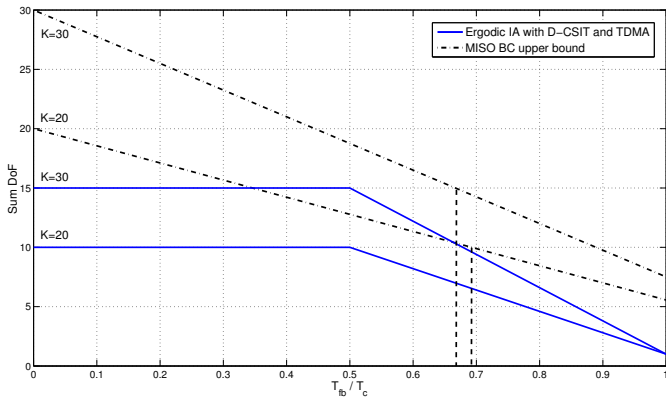


Fig. 4. MISO BC upper bound.

*Proof:* According to [12], the DoF of the  $K$ -user MISO BC with  $T_{fb} = \alpha T_c$  is reached by time sharing between MAT and ZF and is

$$(1 - \alpha)K + \alpha \frac{K}{\sum_{k=1}^K \frac{1}{k}}$$

which becomes less than  $K/2$  for

$$\alpha > \frac{1}{2(1 - \frac{1}{\sum_{k=1}^K \frac{1}{k}})} \approx \frac{0.5}{1 - \frac{1}{\ln(K)}}$$

which approaches  $\frac{1}{2}$  when  $K$  grows and makes it impossible to have a scheme that preserves the  $K/2$  DoF for all  $K$  for any  $\alpha$  strictly greater than  $\frac{1}{2}$ .  $\square$

### C. Square MIMO Configurations

The exact same (SISO) scheme is applicable to the square MIMO IC, i.e., when there are  $N_t = N_r$  transmit and receive antennas. Indeed, in this configuration, one can do at least as well as in the  $KN_t$ -user SISO IC and achieve  $\frac{KN_t}{2}$  DoF with  $T_{fb} \leq \frac{T_c}{2}$ , which is the optimal sum DoF of the square MIMO IC according to [3].

### D. MISO Configurations

The scheme proposed in [18] for "recovering more messages" can be used to reach the decomposition bound in MISO cases and in MIMO cases, using the decomposability, if  $N_t/N_r$  is an integer. In such cases, the CSI is not needed for the first transmission but only for the last  $R = N_t/N_r$  transmissions. Therefore, by doing the pairing in a similar fashion, it is possible to achieve the  $N_r KR/(R+1)$  DoF with feedback delay up to  $\frac{T_c}{R+1}$ .

## V. CONCLUDING REMARKS

The ergodic IA variant proposed here provides a strong theoretical result: the full sum DoF of the  $K$ -user SISO IC can be preserved with feedback delays up to  $\frac{T_c}{2}$ . Moreover, it is proven that this feedback delay supported here is the longest for which the optimal  $K/2$  DoF can still be obtained for all  $K$ .

Most improvements applicable to ergodic IA, for instance to reduce latency, can also be applied to the proposed variant. The scheme also assures that half the interference free rate can

be reached at finite SNR [18]. A different pairing rule could be chosen to reach an optimal SNR offset over the original scheme as proposed in [19].

We observe that, contrary to the MISO BC, in the SISO IC with delayed CSIT the full sum DoF can be preserved without requiring extra receivers [8], [11] or extra overhead [14].

## VI. ACKNOWLEDGMENT

The authors would like to thank the associate editor and the anonymous reviewers for their valuable comments which helped to improve this paper.

## REFERENCES

- [1] G. Caire and S. Shamai, "On the achievable throughput of a multiantenna gaussian broadcast channel," *IEEE Transactions on Information Theory*, vol. 49, no. 7, pp. 1691–1706, Jul. 2003.
- [2] D. Gesbert, S. Hanly, H. Huang, S. Shamai Shitz, O. Simeone, and W. Yu, "Multi-cell MIMO cooperative networks: A new look at interference," *IEEE Journal on Selected Areas in Communications*, vol. 28, no. 9, pp. 1380–1408, Dec. 2010.
- [3] V. Cadambe and S. Jafar, "Interference alignment and degrees of freedom of the k-user interference channel," *IEEE Transactions on Information Theory*, vol. 54, no. 8, pp. 3425–3441, Aug. 2008.
- [4] M. Maddah-Ali and D. Tse, "Completely stale transmitter channel state information is still very useful," in *Proc. Allerton*, Monticello, IL, USA, Oct. 2010.
- [5] T. Gou and S. Jafar, "Optimal use of current and outdated channel state information: Degrees of freedom of the MISO BC with mixed CSIT," *IEEE Communications Letters*, vol. 16, no. 7, pp. 1084–1087, Jul. 2012.
- [6] S. Yang, M. Kobayashi, D. Gesbert, and X. Yi, "Degrees of freedom of time correlated MISO broadcast channel with delayed CSIT," *IEEE Transactions on Information Theory*, vol. 59, no. 1, pp. 315–328, Jan. 2013.
- [7] X. Yi, D. Gesbert, S. Yang, and M. Kobayashi, "On the dof of the multiple-antenna time correlated interference channel with delayed CSIT," in *Proc. Asilomar*, Pacific Grove, CA, USA, Nov. 2012.
- [8] N. Lee and R. W. Heath Jr., "Not too delayed CSIT achieves the optimal degrees of freedom," in *Proc. Allerton*, Monticello, IL, USA, Oct. 2012.
- [9] —, "CSI feedback delay and degrees of freedom gain trade-off for the MISO interference channel," in *Proc. Asilomar*, Pacific Grove, CA, USA, Nov. 2012.
- [10] Y. Lejosne, D. Slock, and Y. Yuan-Wu, "Net degrees of freedom of recent schemes for the MISO BC with delayed CSIT and finite coherence time," in *Proc. WCNC*, Shanghai, China, Apr. 2013.
- [11] R. Tandon, S. A. Jafar, and S. Shamai, "Minimum CSIT to achieve maximum degrees of freedom for the MISO BC," *CoRR*, 2012, <http://arxiv.org/abs/1211.4254>.
- [12] J. Chen, S. Yang, and P. Elia, "On the fundamental feedback-vs-performance tradeoff over the MISO-BC with imperfect and delayed CSIT," in *Proc. ISIT*, Istanbul, Turkey, Jul. 2013.
- [13] Y. Lejosne, D. Slock, and Y. Yuan-Wu, "Degrees of freedom in the MISO BC with delayed-CSIT and finite coherence time: a simple optimal scheme," in *Proc. ICSPCC*, Hong Kong, China, Aug. 2012.
- [14] —, "Finite rate of innovation channel models and DoF of MIMO multi-user systems with delayed CSIT feedback," in *Proc. ITA*, San Diego, CA, USA, Feb. 2013.
- [15] H. Maleki, S. Jafar, and S. Shamai, "Retrospective interference alignment," in *Proc. ISIT*, St Petersburg, Russia, Aug. 2011.
- [16] M. J. Abdoli, A. Ghasemi, and A. K. Khandani, "On the degrees of freedom of K-user SISO interference and X channels with delayed CSIT," *Submitted to IEEE Transactions on Information Theory*, 2011, <http://arxiv.org/abs/1109.4314>.
- [17] M. Kang and W. Choi, "Ergodic interference alignment with delayed feedback," *IEEE Signal Processing Letters*, vol. 20, no. 5, pp. 511–514, May 2013.
- [18] B. Nazer, M. Gastpar, S. Jafar, and S. Vishwanath, "Ergodic interference alignment," *IEEE Transactions on Information Theory*, vol. 58, no. 10, pp. 6355–6371, Oct. 2012.
- [19] C. Geng and S. Jafar, "On optimal ergodic interference alignment," in *Proc. GLOBECOM*, Anaheim, CA, USA, Dec. 2012.
- [20] O. Johnson, M. Aldridge, and R. Piechocki, "Delay-rate tradeoff in ergodic interference alignment," in *Proc. ISIT*, Boston, MA, USA, Jun. 2012.